

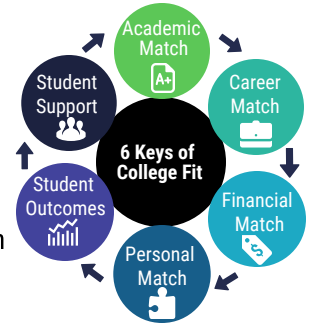
MY COLLEGE FIT PRIORITIES

A Card Sort Activity
Instructions, Worksheet, and Scorecard

Name / Date: _____

The My College Fit Priorities Card Sort Activity is part of the College UnMazed family of resources designed to help students and families make informed college decisions. Other products include the Student Workbook, Parent Guide, and a curriculum with 40 lessons for use in schools and college access programs. If you are interested in learning more about the other products and information available through College UnMazed, please visit www.CollegeUnMazed.com.

This activity was designed to help students and their families identify what is important to them in the college search process using the **Six Keys of College Fit**, which provides a structured way to identify, think about, and talk about an individual's college fit priorities.



Instructions for Using the My College Fit Priorities Card Sort

The My College Fit Priorities Card Sort Activity asks you to sort cards into groups based on how important the characteristic described on each card is to you at the **ideal** college – the kind of college that fits best. Please complete and score this activity yourself by following each of the steps in order.

BEFORE YOU BEGIN

Please know there are no right or wrong answers – different people may feel differently about each of the statements, and that is OK. You are being asked just how you feel. Please answer honestly and carefully. Be sure you have 30 cards before you start - 6 Importance Scale cards, and 24 College Fit Priorities cards.

STEP 1

READ THE CARDS

- Read all 24 cards before you go to step 2.
- As you read each card, think about how important it would be for you choose a college like the one described on each card. If you are unsure of a term, read the back of the card for more information.

STEP 2

SORT THE CARDS

- Spread out the Importance Scale cards so that Column 1 is on the left and Column 6 is on the right.
- Notice that Column 1 is where you will place the least important cards, and Column 6 is where you will place the most important cards.
- Put each card in the column that best matches how important it is for you to attend a college like the one described on the card.
- Put exactly 4 cards in each column. When you are done, the four most important cards should be in column 6, and the next most important in column 5, and so on. The four least important cards should be in column 1. The rows are all treated equally.
- With all the cards placed, review them one more time to ensure they reflect what is important to you. Move the cards around as needed, remembering to place only 4 cards in each column.
- Your Priorities cards should be in a 4 X 6 grid, like the one shown above.


<input type="checkbox"/>	<input type="checkbox"/>	<input type="checkbox"/>	<input type="checkbox"/>	<input type="checkbox"/>	<input type="checkbox"/>
<input type="checkbox"/>	<input type="checkbox"/>	<input type="checkbox"/>	<input type="checkbox"/>	<input type="checkbox"/>	<input type="checkbox"/>
<input type="checkbox"/>	<input type="checkbox"/>	<input type="checkbox"/>	<input type="checkbox"/>	<input type="checkbox"/>	<input type="checkbox"/>
<input type="checkbox"/>	<input type="checkbox"/>	<input type="checkbox"/>	<input type="checkbox"/>	<input type="checkbox"/>	<input type="checkbox"/>


STEP 3


COMPLETE
WORKSHEET


- When you are ready, flip each card over so that the name of each Key is facing up. You may want to take a picture at this point before proceeding.
- Record your scores for each College Fit Priority card on the worksheet located on the back of this document, and then add up the cards within each Key to obtain your total score. FOR EXAMPLE, If the Academic Match cards are in columns 6, 4, 4, and 3, the total score would be 17 (6+4+4+3=17).


My College Fit Priorities Scorecard


Academic Match 	
CARD College Fit Priority	SCORE Column Number
Student-to-Faculty Ratio	
Selectivity	+
Testing Policy	+
Program of Choice	+
TOTAL	=

Student Outcomes 	
CARD College Fit Priority	SCORE Column Number
Retention Rate	
Graduation Rate	+
Cohort Default Rate	+
Median Salary	+
TOTAL	=

Career Match 	
CARD College Fit Priority	SCORE Column Number
Career Advising	
Internships	+
Job Placement	+
Alumni Network	+
TOTAL	=

Financial Match 	
CARD College Fit Priority	SCORE Column Number
Work-Study	
Median Debt	+
Institutional Aid	+
Net Price	+
TOTAL	=

Student Support 	
CARD College Fit Priority	SCORE Column Number
Academic Supports	
Accessibility Services	+
Advising	+
Counseling Center	+
TOTAL	=

Personal Match 	
CARD College Fit Priority	SCORE Column Number
College Characteristics	
Extracurricular Activities	+
Housing	+
Specialized Mission	+
TOTAL	=

STEP 4

IDENTIFY YOUR PRIORITIES

- Your scores for each Key can range from 4 (lowest possible score) to 24 (highest score).
- Identify which two Keys are the most important to you by circling the 2 highest total scores. These are the things that you are naturally inclined to pay attention to during the college search process.
- Identify which two Keys are the least important to you by drawing a square around the 2 lowest total scores. These are the things you should strive to learn more about.

STEP 5

INTERPRET YOUR PRIORITIES

- Making an informed college decision relies on evaluating colleges in terms of each of the Six Keys of College Fit; if you are completing this with other members of your family, see if any of their most important priorities are among your least important priorities and discuss.
- Looking at just the four cards you rated as most important, sort them in order from most important to least important and write the College Fit Priority name for each below:

1

2

3

4

- Which of these most-important priorities are 'non-negotiable' and must be present at any college you apply to and attend? Underline these above.

STEP 6

DISCUSS YOUR PRIORITIES

Use these questions and activities to promote reflection and dialogue regarding this Activity:

- *Why is each of your four top priorities important to you? If a priority is non-negotiable, why is it so critically important to you?*
- *Why do you think each of your bottom four priorities are less important?*
- *Review the definition for each College Fit Priority on the back of each card, if you have not done so already. Did you rate these as less important because you were unsure of exactly what they meant?*

STEP 7

USE YOUR PRIORITIES

Use what you have learned about your college fit priorities to help you research, investigate, and evaluate colleges you are interested in.

- You can review objective data about a college's Student Outcomes, Financial Match, and Academic Match on websites such as collegenavigator.gov, cappex.com, bigfuture.collegeboard.org, and collegescorecard.ed.gov.
- You can learn more about how a college fits you in terms of Student Support, Personal Match, and Career Match by reviewing a college's website, visiting the college, and asking questions of admission counselors and staff. Visit collegeunmazed.com to learn more about our other resources for students, parents, and educators.